



NATURA®

PREMIUM INTERIOR PAINT & PRIMER SEMI-GLOSS 514

Features

- Zero VOC
- Quick return to service
- 100% Acrylic
- Spatter-resistant
- Self-priming on most surfaces
- Provides a durable, washable film

Recommended For

New or previously painted interior wallboard, plaster and masonry, as well as primed or previously painted wood and metal. Provides a beautiful Semi-Gloss finish for trim, doors, cabinets, walls and ceilings.





General Description

Natura® Premium Interior Paint & Primer Semi-Gloss (514) is a premium quality, zero VOC paint that provides a durable, washable and fade-resistant finish. Natura® Premium Interior Paint & Primer (514) is ideally suited for residential applications and is Certified asthma & allergy friendly®.

Limitations

- Do not paint when temperature of air and surface is below 50 °F (10 °C)

Product Information

Colors — Standard:		Technical Data◊		Pastel Base		
White (01)		Vehicle Type	100% Acrylic Latex			
— Tint Bases:		Pigment Type	Titanium Dioxide			
Benjamin Moore® Gennex® Bases 1X, 2X, 3X, & 4X		Volume Solids	37%			
— Special Colors:		Coverage per Gallon at Recommended Film Thickness	375 – 425 Sq. Ft. (34.9– 39.5 sq. m.)			
Contact your Benjamin Moore Representative.		Recommended Film Thickness	– Wet	4.0 mils		
			– Dry	1.5 mils		
Certifications & Qualifications:						
VOC compliant in all regulated areas						
Zero VOC						
Zero Emissions						
Class A (0-25) over non-combustible surfaces when tested in accordance with ASTM E-84						
Master Painters Institute MPI # 54, 54 X-Green™, 141, 141 X-Green™						
						
		<p>This product meets Green Seal™ Standard GS-11 based on effective performance, minimized/recycled packaging, and protective limits on VOCs and human toxicity. GreenSeal.org</p>				
		<p>Benjamin Moore's Green Promise® designation is our company's assurance that this product meets – and often exceeds – rigorous environmental and performance criteria regarding VOCs, emissions, application, washability, scrubability and packaging, while also delivering the premium levels of performance you expect from Benjamin Moore.</p>				
Eligible for LEED® v4 Credit	CDPH v1 Emissions Certified	Qualifies for CHPS low emitting credit (Collaborative for High Performance Schools)	VOC (in any color)			
YES	YES	YES	<50 g/L			
<p>This Benjamin Moore product has been tested by independent third parties and meets or exceeds the published chemical restriction and performance criteria of the Green Seal™ GS-11 2015 standard</p>						
Technical Assistance						
Available through your local authorized independent Benjamin Moore retailer. For the location of the retailer nearest you, call 1-866-708-9180 or visit www.benjaminmoore.com						
Volatile Organic Compounds (VOC)						
0 Grams / Liter		0 LBS / Gallon				

◊Reported VOC values are for all bases/colors.

Surface Preparation

Surfaces to be painted must be clean, dry, and free of dirt, dust, grease, oil, soap, wax, scaling paint, water soluble materials and mildew. Remove any peeling or scaling paint and sand these areas to feather edges smooth with adjacent surfaces. Glossy areas should be dulled. Drywall surfaces must be free of sanding dust.

New plaster or masonry surfaces must be allowed to cure (30 days) before applying base coat. Cured plaster should be hard, have a slight sheen and maximum pH of 10; soft, porous or powdery plaster indicates improper cure. Never sand a plaster surface; knife off any protrusions and prime plaster before and after applying patching compound.

Poured or pre-cast concrete with a very smooth surface should be etched or abraded to promote adhesion, after removing all form release agents and curing compounds. Remove any powder or loose particles before priming.

Difficult Substrates: Benjamin Moore offers a variety of specialty primers for use over difficult substrates such as plaster, bleeding woods, grease stains, crayon markings, hard glossy surfaces, galvanized metal or other substrates where paint adhesion or stain suppression is a particular problem. Your Benjamin Moore® retailer can recommend the right problem-solving primer for your special needs.

WARNING! If you scrape, sand, or remove old paint, you may release lead dust. **LEAD IS TOXIC. EXPOSURE TO LEAD DUST CAN CAUSE SERIOUS ILLNESS, SUCH AS BRAIN DAMAGE, ESPECIALLY IN CHILDREN. PREGNANT WOMEN SHOULD ALSO AVOID EXPOSURE.** Wear a NIOSH approved respirator to control lead exposure. Clean up carefully with a HEPA vacuum and a wet mop. Carefully clean up with a HEPA vacuum and a wet mop. Before you start, find out how to protect yourself and your family by contacting the National Lead Information Hotline at 1-800-424-LEAD or log on to www.epa.gov/lead.

Primer/Finish Systems

Natura® Semi-gloss Finish is self priming on most surfaces. Natura® will act as its own primer, providing the optimal foundation for the subsequent finish coat. On bare substrates two coats are required; previously painted surfaces can be finished with 1 or 2 coats. While the high quality of our products sometimes makes one-coat coverage achievable, Benjamin Moore recommends two coats of this product to achieve full color development and to maximize paint film performance. **Special Note:** Certain custom colors require a Deep Color Base Primer tinted to a special prescription formula to achieve the desired color. Consult your retailer.

Wood, and engineered wood products:

Primer: Natura® Premium Interior Primer (511)

Finish: 1 or 2 coats of Natura® Premium Interior Paint & Primer Semi-Gloss (514)

For bleeding woods such as cedar and redwood:

Primer: Fresh Start® High-Hiding All Purpose Primer (046) or Fresh Start® Multi-Purpose Oil Based Primer (024)

Finish: 1 or 2 coats of Natura® Premium Interior Paint & Primer Semi-Gloss (514)

Drywall:

Primer/Finish: 1 or 2 coats of Natura® Premium Interior Paint & Primer Semi-Gloss (514)

Plaster:

Primer/Finish: 1 or 2 coats of Natura® Premium Interior Paint & Primer Semi-Gloss (514)

Rough or Pitted Masonry:

Primer: Ultra Spec® Masonry Interior/Exterior Hi-Build Block Filler (571)

Finish: 1 or 2 coats of Natura® Premium Interior Paint & Primer Semi-Gloss (514)

Smooth Poured or Pre-cast Concrete:

Primer/Finish: 1 or 2 coats of Natura® Premium Interior Paint & Primer Semi-Gloss (514)

Ferrous Metal (Steel and Iron):

Primer: Ultra Spec® HP Acrylic Metal Primer (HP04) or Super Spec HP® Alkyd Metal Primer (P06)

Finish: 1 or 2 coats of Natura® Premium Interior Paint & Primer Semi-Gloss (514)

Non-Ferrous Metal (Galvanized & Aluminum):

All new metal surfaces must be thoroughly cleaned with Corotech® Oil & Grease Emulsifier (V600) to remove contaminants. New shiny non-ferrous metal surfaces that will be subject to abrasion should be dulled with very fine sandpaper or a synthetic steel wool pad to promote adhesion.

Primer: Not required on properly prepared surfaces

Finish: 1 or 2 coats of Natura® Premium Interior Paint & Primer Semi-Gloss (514)

Repaint, All Substrates: Prime bare areas with the primer recommended for the substrate above.

Application

Stir thoroughly before and during use. Apply one or two coats. For best results, use a premium Benjamin Moore® custom-blended nylon/polyester brush, premium Benjamin Moore® roller, or a similar product. Apply paint generously from unpainted area into wet area.

Ensure fresh air entry during application and drying

This product can also be sprayed. See Chart below:

Thinning/Clean Up

Conditioning with Benjamin Moore® 518 Extender may be necessary under certain conditions to adjust open time or spray characteristics. The chart below is for general guidance		
	Mild conditions	Severe conditions
	Humid (RH> 50%) with no direct sunlight & with little to no wind	Dry (RH<50%), in direct sunlight, or windy conditions
Brush: Nylon / Polyester	No thinning necessary	Add 518 Extender or water: Max of 8 fl. oz. to a gallon of paint Never add other paints or solvents.
Roller: Premium Quality 3/8" roller cover		
Spray: Airless Pressure: 1500-2500 psi Tip: .011 - .015		

Clean up: Wash painting tools in warm soapy water immediately after use. Spray equipment should be given a final rinse with mineral spirits to prevent rusting if compliant with local requirements.

USE COMPLETELY OR DISPOSE OF PROPERLY. Dry, empty containers may be recycled in a can recycling program. **Local disposal requirements vary; consult your sanitation department or state-designated environmental agency on disposal options.**

Environmental Health & Safety Information

Use only with adequate ventilation. Ensure fresh air entry during application and drying. Do not breathe spray mist or sanding dust. Avoid exposure to dust and spray mist by wearing a NIOSH approved respirator during application, sanding and clean up. Follow respirator manufacturer's directions for respirator use. Avoid contact with eyes and prolonged or repeated contact with skin. Close container after each use. Wash thoroughly after handling.

FIRST AID: In case of eye contact, flush immediately with plenty of water for at least 15 minutes; for skin, wash thoroughly with soap and water. If symptoms persist, seek medical attention. If you experience difficulty breathing, leave the area to obtain fresh air. If continued difficulty is experienced, get medical attention immediately.

IN CASE OF SPILL – Absorb with inert material and dispose of as specified under "Clean up".

**KEEP OUT OF REACH OF CHILDREN
PROTECT FROM FREEZING**

Refer to Safety Data Sheet for additional health and safety information.